

Tarea #54: Clean out your binders!!

Estudiar: Los apuntes

El propósito: ¿Cómo hacemos un mensaje de video a María?

Hagan ahora: Corrigen los errores en las frases.

1. Yo necesito ~~nos~~ ^{necesito} mi cuaderno.
2. Ella se llama ^{es} Julia.
3. La clase es a las ~~la~~ ^{una} y media.
4. ~~No,~~ ^{La maestra se llama} no me gusta la clase.

Binder clean out!!!

- 1) **Apuntes:** Keep classroom commands
Class contract
All vocab sheets go to repaso section.
- 2) **Tarea:** Everything goes!! Buy more paper for this section
- 3) **Exámenes:** Keep everything
- 4) **Repaso:** Keep everything (Need this for final) !!

Checklist for video ¿Tienes...?

1. An introduction line
2. An information line (with 2 examples!!)
3. A comparison line (With a reason why!! 'porque...')
4. You're not saying the same thing same thing as your partner
5. Check your agreement!

yo- o nosotros - -AR -->amos

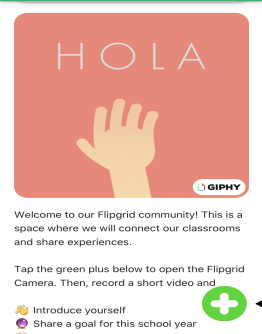
similar a / diferente de -ER -->emos

 -IR -->imos

Vamos a filmar nuestros videos usando flip grid.

Solamente **1 persona** en el grupo va a usar su teléfono celular para filmar el video





Press this button to start recording your groups video!


Welcome to our Flipgrid community! This is a space where we will connect our classrooms and share experiences.

Tap the green plus below to open the Flipgrid Camera. Then, record a short video and

- Introduce yourself
- Share a goal for this school year


How to use FLIP GRID

1. Go to: www.flipgrid.com
2. Enter the code: **"b9568"**
3. Click on "LOG IN WITH GOOGLE" by typing in your school e-mail (name@bmchsd.org)
4. Click on your class period & you can begin your video
5. Once you are satisfied with your recording you must post it to the site.



Time you have left to film (you will have 5 minutes)

What you push to film your video



After the first person films their part, press "add more"

After everyone in your group has filmed everything, press this arrow to submit video!

Ahora, usa flipgrid para filmar su vídeo a María.

¡Buenas suerte!



La rúbrica - el vídeo a María

Categories:	Exemplary	Proficient	Developing	Needs Improvement
Part 1: Introduction	30 Points -I was able to effectively introduce everyone in the group, state which class we take, state the time of our class, or state the name of the teacher for the class. -Errors, if any, do not hinder understanding.	28 Points -I was able to adequately introduce everyone in the group, state which class we take, state the time of our class, or state the name of the teacher for the class. -Errors hinder the intention or meaning 1 time.	26 Points -I was able to partially introduce everyone in the group, state which class we take, state the time of our class, or state the name of the teacher for the class. -Errors hinder the intention or meaning 2-3 times.	24 Points -I was not able to fully introduce everyone in the group, state which class we take, state the time of our class, or state the name of the teacher for the class. -Errors hinder the intention 4 or more times.
Part 2: Information	30 Points -I was able to effectively describe my class using 2 school supplies, 2 reasons why I like/don't like the class, 2 school activities, or 2 descriptions of the teacher. -Errors, if any, do not hinder understanding.	28 Points -I was able to adequately describe my class using 2 school supplies, 2 reasons why I like/don't like the class, 2 school activities, or 2 descriptions of the teacher. -Errors hinder the intention or meaning 1 time.	26 Points -I was able to partially describe my class using less than 2 school supplies, 2 reasons why I like/don't like the class, 2 school activities, or 2 descriptions of the teacher. -Errors hinder the intention or meaning 2-3 times.	24 Points -I was not able to fully describe my class using words and phrases that did not show understanding of the topic. -Errors hinder the intention 4 or more times.
Part 3: Cultural Comparison	30 Points -I was able to effectively state one similarity or one difference between my class and María's in Spain with a clear reason why.	28 Points -I was able to adequately state one similarity or one difference between my class and María's in Spain with a vague reason why.	26 Points -I was able to partially state one similarity or one difference between my class and María's in Spain with no reason why.	24 Points -I was not able to make a statement about my or María's classroom, and I did not compare the two or explain why they are similar or different.
Presentation / Layout	10 points -All my lines in all three sections are clearly stated, engaging and are relevant to the topic at hand. -My pronunciation of words is authentic to the Spanish language.	8 points -All my lines in all three sections are stated and are relevant to the topic at hand, but occasionally hard to hear or understand. -My pronunciation of words contain few errors.	6 Points -My lines in all three sections are somewhat related to the topic at hand, and are frequently hard to hear or understand. -My pronunciation of words contain multiple errors.	4 Points -My lines are not related to the topic at hand, and are incomprehensible (not projected). -My pronunciation hinders understanding.